

VERTICAL INLINE PUMPS KIT



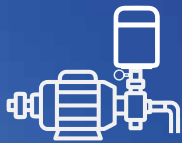
PRODUCT CATALOGUE

ABOUT US

"MIDHU" Multistage Pump kits are the products from Midhu Industries, Coimbatore, having 100% inhouse manufacturing facility to produce high quality and reliable stainless steel parts. Have more than 30 years experience in development of fully fabricated stainless steel sheet metal hydraulic parts like impeller and diffuser etc.

Having infrastructure to design and development of Press tools and moulds using modern technologies like CAD CAM and high speed die mould machining. Midhu industries has been operating for over 14 years in the fabricated stainless steel pump Components

APPLICATIONS:



Domestic pressure boosting pumps



RO and Water Treatment Pumps



Fire fighting system pumps



Machine tool Coolant Pumps



Springler Irrigation pumps



Boiler feeding pumps



Vertical immersible pumps

SALIENT AND CONSTRUCTION FEATURES:

1. Reliable and rugged construction
2. High efficiency Hydraulic parts
3. Having Impellers for multiple profile shafts like Hex , Double D and Spline etc.
4. Support bearing bushes are made with Tungsten carbide or Silicon carbide
5. All wetted parts are made with highly corrosion resistance
- stainless steel(SS304 or SS316)
6. PTFE floating wear ring to ensure long run with less pressure loss

SPECIFICATION:

Max Flowrate : 8.5m³/hr
Max Pressure : 25 bar
Max Permissible sand content : 50gms/m³
Operating liquid temp : 0° to 90° deg C
MOC : SS304 (SS316 on req)

AVAILABLE MODELS:

2 series
3 series
4 series
5 series



IMPELLER 2 SERIES

Material : SS304(SS316 On request)

Suitable for : Double D, Spline , Hex shafts

Outer dia : 90mm

Rated flow : 2m3/Hr



CHAMBER 2 SERIES

Material: SS304/PTFE

Length : 18mm

Outer Dia : 110mm



BEARING CHAMBER 2 SERIES

Material : SS304/PTFE

Bush : Sic / TC

Inner Dia: 16mm/ 17.5mm



BOTTOM CHAMBER 2 SERIES

Material: SS304/PTFE

Suitable for: MVC2 , CR2 , CDL2

Outer Dia : 110mm



IMPELLER 4 SERIES

Material: SS304(SS316 On request)

Suitable for : Double D, Spline, Hex

Outer dia : 95mm

Rated flow : 4m3/Hr



CHAMBER 4 SERIES

Material: SS304/PTFE

Length : 27mm

Outer Dia : 110mm




BEARING CHAMBER 4 SERIES

Material : SS304/PTFE

Bush : Sic / TC

Inner Dia: 16mm/ 17.5mm



BOTTOM CHAMBER 4 SERIES

Material: SS304/PTFE

Suitable for: MVC4 , CR4 , CDL4

Outer Dia : 110mm



IMPELLER 5 SERIES

Material: SS304 (SS316 On request)

Suitable for: Double D, Spline

Outer dia : 73mm

Rated flow : 5m3/Hr



CHAMBER 5 SERIES

Material: SS304/PTFE

Length : 27mm

Outer Dia : 110mm



BEARING CHAMBER 5 SERIES

Material : SS304/PTFE

Bush : Sic / TC

Inner dia: 16mm/ 17.5mm




BOTTOM CHAMBER 5 SERIES

Material: SS304/PTFE

Suitable for: MVC5 , CR5 , CDL5

Outer Dia : 110mm



IMPELLER 3 SERIES

Material: SS304 (SS316 On request)

Suitable for: Double D & Spline

Outer dia : 73mm

Rated flow : 3m3/Hr




PUMP SHAFT

Material: SS304

Available for : MVC AND CDL Models

Size : Dia 12.5 X 10A/F



SLEEVE

Material: SS304

Outer dia : 15mm and 17mm

Length : 4mm to 26mm



SHAFT TC BUSH

Material: Tungsten Carbide

Length : 11mm

Outer dia: 16mm and 17.5mm

Suitable for: Double D, Spline & Hex Shafts



MECHANICAL SEAL

Material : Sic/ Sic Or TC/TC

Available for : 12mm and 16mm Shafts

Cartridge Type



TOP CHAMBER

Suitable for: 2 , 3 and 4 series

Length : 21mm(22mm)

Outer Dia : 128mm



COUPLING

Available Size : 19 x 12 & 24 x 12

Fitted with drive pin and Screws

Rugged Construction



LOCK WASHER

Material: SS304

Suitable for: Double D shafts

Precisely wire cut to avoid slip



MIDHU INDUSTRIES

🌐 www.midhuindustries.co.in

☎ +91 9787715155 / 8300101155

✉ midhuindustries@gmail.com

📍 S.F. No. 363, Bharath Nagar, Neelikonampalayam Post, Coimbatore - 641033.